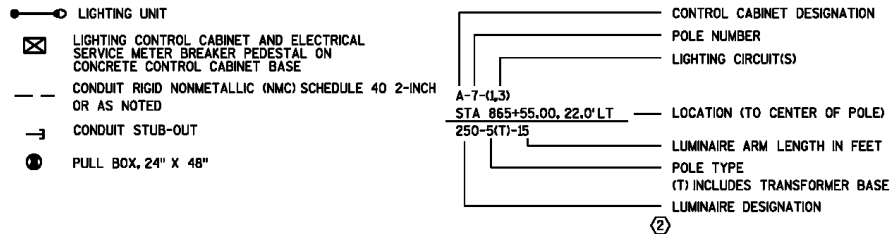
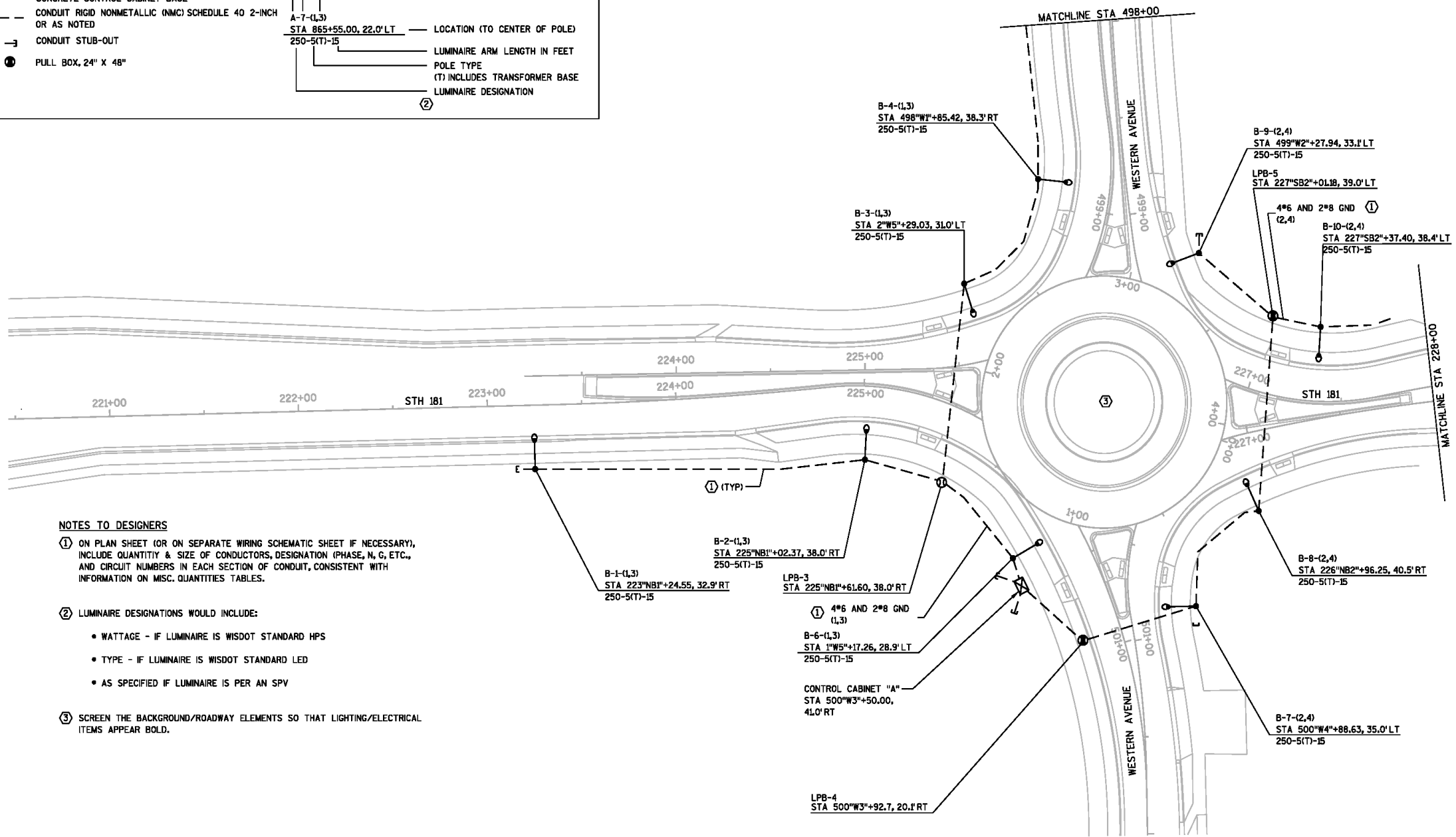



LEGEND



GENERAL LIGHTING NOTES:  
(DESIGNER TO INCLUDE NOTES PERTINENT TO THIS PROJECT)



NOTES TO DESIGNERS

- ① ON PLAN SHEET (OR ON SEPARATE WIRING SCHEMATIC SHEET IF NECESSARY), INCLUDE QUANTITY & SIZE OF CONDUCTORS, DESIGNATION (PHASE, N, G, ETC.), AND CIRCUIT NUMBERS IN EACH SECTION OF CONDUIT, CONSISTENT WITH INFORMATION ON MISC. QUANTITIES TABLES.
- ② LUMINAIRE DESIGNATIONS WOULD INCLUDE:
  - WATTAGE - IF LUMINAIRE IS WISDOT STANDARD HPS
  - TYPE - IF LUMINAIRE IS WISDOT STANDARD LED
  - AS SPECIFIED IF LUMINAIRE IS PER AN SPV
- ③ SCREEN THE BACKGROUND/ROADWAY ELEMENTS SO THAT LIGHTING/ELECTRICAL ITEMS APPEAR BOLD.